



Town of Littleton School Committee



33 Shattuck St. * P.O. Box 1486 * Littleton, MA 01460-4486 *
Phone: (978) 540-2500 * Fax: (978) 486-9581 * Website: www.littletonps.org

JEN GOLD, Vice Chair
STACY DESMARAIS, Member

JUSTIN MCCARTHY, Chair

BINAL PATEL, Member
ELAINE SANTELMANN, Clerk

School Committee Meeting Littleton Police Station Community Room 500 Great Road In-person and Hybrid September 28, 2023 7:00 PM

Please click the link below to join the webinar:

Please click the link below to join the webinar:

<https://littletonma.zoom.us/j/82094114285?pwd=qyuuuOV7zwMG9beInD7YZhBaqcSGtQ.T406HIIWfH5CIGES>

Webinar ID: 820 9411 4285

Passcode: 744997

Or One tap mobile : <https://www.littletonps.org/school-committee/school-committee-calendar>

VIDEO OR CALL WILL BE MUTED UPON JOINING MEETING.

Please use the "RAISE YOUR HAND" feature in the zoom meeting to ask to speak.

PARTICIPANTS/ATTENDEES ARE REMINDED THAT BY JOINING THIS MEETING THAT YOU CONSENT TO YOUR LIKENESS AND AUDIO BEING USED AND REBROADCAST BY LCTV

This Rebroadcast meeting can be viewed online at LCTV On-Demand at <https://littleton.vod.castus.tv/vod>

*** A G E N D A ***

*The Littleton Public Schools' **MISSION** is to foster a community of learners who strive for excellence and prepare each student to be a successful, contributing citizen in a global society. As a district, we commit to evolve together as a diverse community through education, accountability, and compassion.*

7:00 I. ORGANIZATION

1. Call to Order
2. Pledge of Allegiance
3. Consent Agenda
 - Minutes – September 14, 2023
 - Oath to Bills and Payroll

7:05 II. INTERESTED CITIZENS

7:10 III. RECOGNITION

1. **Student Representative(s) Report:** *Student Representative(s), will give a report of events for each school.*
2. **Certificate of Academic Excellence:** *Dr. Kelly Clenchy and Dr. John Harrington will recognize and present three High School students who have been chosen to the receive the Certificate of Academic Excellence awarded from the Massachusetts Association of School Superintendents. Aria Patel, Nadia Pavlov and Lisa Hood.*

It is the policy of the Littleton Public Schools not to discriminate on the basis of race, gender, religion, national origin, color, homelessness, sexual orientation, gender identity, age or disability in its educational programs, services, activities or employment practices. Further information may be obtained by contacting Lyn Snow, District Equity Coordinator at 978-540-2500, lsnow@littletonps.org or 33 Shattuck Street, P.O. Box 1486, Littleton, MA 01460.

Our mission is to foster a community of learners who strive for excellence and prepare each student to be a successful, contributing citizen in a global society.

3. **DESE named Littleton Middle School as one of the 66 top performing schools in the state:** *Dr. Kelly Clenchy will discuss the Middle school recognition from the Department of Elementary and Secondary Education (DESE) as one of the 66 top performing schools in the state.*

7:15 IV. PRESENTATIONS

1. **Advanced Placement (AP) Testing (School-based):** *Advanced Placement (AP) Testing- the high school administration will review the 2023 AP assessment results. (15 Min)*
2. **NWEA MAP Update (District):** *Mrs. Elizabeth Steele, Director of Teaching and Learning will present a summary of MAP Growth testing results from the 2022/2023 school year. (30 Min)*

8:10 V. INTERESTED CITIZENS

8:15 VI. SUBCOMMITTEE REPORTS

1. **PMBC**
2. **Budget Subcommittee**
3. **Policy Subcommittee:** (see LPS website to view all policies)
4. **Shaker Lane Building Committee Update** (*Stacy Desmarais, Superintendent Kelly Clenchy*)

8:20 VII. ADJOURNMENT

**Next School Committee Meeting
October 12, 2023
7:00PM
Littleton Police Station Community Room**

It is the policy of the Littleton Public Schools not to discriminate on the basis of race, gender, religion, national origin, color, homelessness, sexual orientation, gender identity, age or disability in its educational programs, services, activities or employment practices. Further information may be obtained by contacting Lyn Snow, District Equity Coordinator at 978-540-2500, lsnow@littletonps.org or 33 Shattuck Street, P.O. Box 1486, Littleton, MA 01460.

Our mission is to foster a community of learners who strive for excellence and prepare each student to be a successful, contributing citizen in a global society.



Town of Littleton School Committee



33 Shattuck St. * P.O. Box 1486 * Littleton, MA 01460-4486 *
Phone: (978) 540-2500 * Fax: (978) 486-9581 * Website: www.littletonps.org

JEN GOLD, Vice Chair
STACY DESMARAIS, Member

JUSTIN MCCARTHY, Chair

BINAL PATEL, Member
ELAINE SANTELMANN, Clerk

**SCHOOL COMMITTEE
MINUTES
September 14, 2023
7:00PM**

PRESENT: Justin McCarthy
Jen Gold
Stacy Desmarais
Binal Patel

ALSO PRESENT: Kelly Clenchy
Steve Mark
Dorothy Mulone
Karen Solomonides

NOT PRESENT: Elaine Santelmann

CALL TO ORDER

Justin McCarthy called the meeting to order at 7:00p.m.

On a motion by Jen Gold and seconded by Stacey Desmarais it was voted to accept the agenda to oaths and payroll. (AYE: Unanimous).

INTERESTED CITIZENS

None

RECOGNITION

1. **Student Representative(s) Report:** Student Representative, Jay Kang gave an update of events for each school.
2. Superintendent Clenchy announced a special recognition for Milli McGovern at the football game on Friday night.
3. Superintendent Clenchy recognized all staff including custodians for their hard work this summer getting the schools ready for opening day.
4. Superintendent Clenchy mentioned that Boston Magazine has ranked Littleton High School #6 in their most recent rankings.

It is the policy of the Littleton Public Schools not to discriminate on the basis of race, gender, religion, national origin, color, homelessness, sexual orientation, gender identity, age or disability in its educational programs, services, activities or employment practices. Further information may be obtained by contacting Lyn Snow, District Equity Coordinator at 978-540-2500, lsnow@littletonps.org or 33 Shattuck Street, P.O. Box 1486, Littleton, MA 01460.

Our mission is to foster a community of learners who strive for excellence and prepare each student to be a successful, contributing citizen in a global society.

34 **PRESENTATIONS**

35 NONE

36
37 **NEW BUSINESS**

38
39 **1. Superintendent’s Report:** Superintendent Clenchy spoke about the redesigning of the school
40 calendar, and May 31, 2024 being the day of High School graduation. Superintendent Clenchy
41 provided an updated school enrollment as of 9/14/2023, enrollment was down a bit from previous
42 year. The overview was included in the packet. School startup has gone smoothly considering the
43 change in times, kids seem happier with the time change, some minor hiccups with bussing, it was
44 discussed that registration for bussing could include a confirmation number after signing up to give
45 parents ease of knowing their children are officially registered with bussing. Superintendent Clenchy
46 spoke about the concerns regarding the temperature in some non a/c classrooms at the start of this
47 year. District strategy plan in moving our district forward in the pursuit of our vision. Sewer project
48 update discussed how the weather impacted the progress and how the buses were going to run. Still
49 have 3 weeks of work at Russell Street after that the workers will be paving, and things will be back to
50 normal. The workers our working at night to cut down on the traffic. High School is finished and will
51 be back in the winter to install a pump station.

52
53 **2. School Principal Updates:** All the principals echoed that the first two weeks have run smoothly, and
54 they all see a positive change in the children’s attitudes with the time change. All stated this was the
55 best start to the school year in a long time.

56
57 **3. High School Tennis Courts:** Tim Michalski and Alicia Day from parks and recreation spoke about
58 the upcoming plans for tennis courts and pickle ball courts along with funding.

59
60 **On a motion by Justin McCarthy and seconded by Jen Gold it was voted to approve the tennis courts**
61 **project presented by Park and Rec, to renovate the High School tennis courts from two courts to four**
62 **courts using funds from the community preservation High School Tennis Courts Updated fund. AYE:**
63 **Unanimous.**

64
65 **4. LPS Connections caregiver Connection Series:** Focused on topics that were identified areas that our
66 school community would be interested in learning more about.

67
68 **5. Financial update from Steve Mark:** Reported that we’ve upgraded our Munis Software and working
69 out some minor glitches

70
71
72 **INTERESTED CITIZENS**

73 None

74
75 **SUBCOMMITTEE REPORTS**

76 **PMBC:** High School roof – still a work in progress, still some leaking.

77
78 **Budget Subcommittee:** Committee Chair, Justin McCarthy stated we would like to get something on the
79 calendar for a budget subcommittee meeting in October.

80
81 **Policy:** Policy JHA Absence to Observe Religious Holyday. Discussion on removal of Good Friday and to
82 remove the part that says parents need to give 5 days’ notice in advance to an absence.

83 **On a motion by Jen Gold and seconded by Binal Patel it was voted to remove the part of the JHA policy**
84 **that says parents need to give 5 days' notice in advance to an absence as well as removing Good Friday**
85 **as a school day off. AYE: Unanimous.**

86
87 **SLBC Update: Funding request from the SLBC in regard to requiring more funds for the feasibility**
88 **and design study.**

89
90 **On a motion by Stacy Desmarais and seconded by Jen Gold it was voted to add a warrant to Town**
91 **Meeting for school committee to support increased budget of \$385,000.00 for the OPM and feasibility**
92 **study. AYE: Unanimous**

93
94
95 **ADJOURNMENT**

96 **On a motion by Binal Patel and seconded by Jen Gold it was voted to adjourn at 8:43 PM. Justin McCarthy,**
97 **AYE; Jen Gold, AYE; Binal Patel, AYE; and Stacy Desmarais, AYE.**

98
99
100
101
102
103
104
105 **NEXT MEETING DATE**
106 **September 28, 2023**
107 **7:00PM**

108
109 **DOCUMENTS AS PART OF MEETING**

- 110
111 LPS Connections caregiver Connection Series
112 Tennis Court Design

Littleton Public Schools

Dr. Kelly R. Clenchy,
Superintendent

33 Shattuck St.
Littleton, MA 01460



FOR IMMEDIATE RELEASE

Friday, Sept. 22, 2023

Contact: Camryn Langille

Phone: 617-993-0003

Email: camryn@jgpr.net

Littleton Middle School Recognized by DESE as a Top Performing School in Massachusetts

LITTLETON — Superintendent Kelly Clenchy is pleased to announce that Littleton Middle School has been recognized as one of the 66 strongest performing schools in Massachusetts by the [Department of Elementary and Secondary Education \(DESE\)](#).

The DESE released its [list of the 66 strongest-performing schools](#) in the state on Tuesday, Sept. 19.

Littleton Middle School, among the top performers, was recognized for demonstrating high achievement and strong growth under the state's accountability system, which

takes into account Massachusetts Comprehensive Assessment System (MCAS) scores and other measures including chronic absenteeism and graduation rates.

The list of schools recognized includes elementary, middle, and high schools from across the state.

"This recognition is extremely appreciated by all of us at Littleton Public Schools," said Superintendent Clenchy. "Littleton Middle School's success and high performance is a result of the determination, passion, and commitment of the staff, students, and community members who work every day to make LMS a great place to learn."

###

Littleton High School

Advanced Placement (AP)

May 2023 Results

AP Courses at LHS

1. AP Psychology
2. AP English Literature & Composition
3. AP United States History
4. AP Calculus AB
5. AP Statistics
6. AP Biology
7. AP Physics C: Mechanics
8. AP Computer Science Principles
9. AP Computer Science A (not running in 2023)
10. AP Art History
11. AP Art & Design
12. AP Macroeconomics (not running in 2023)

Subjects where students took 2023 AP Exams

1. Computer Science A
2. Computer Science Principles
3. Psychology
4. English Literature & Composition
5. United States History
6. Calculus AB
7. French Language and Culture
8. Latin
9. Spanish Language & Culture
10. Environmental Science
10. Biology
11. Calculus BC
12. Statistics
13. Music Theory
14. Physics C: Mechanics
15. Chemistry
16. Human Geography
17. AP Drawing

Number of students taking AP exams

Year	# of Students taking AP Exams	# of AP Exams Taken
2023	127	240
2022	107	210
2021	99	186
2020	98	185
2019	101	208
2018	98	182
2017	105	198
2016	97	212
2015	97	182
2014	74	141
2013	80	154

Number and Percentage of Exams at each AP Score Level, May 2023

*Results include students who took multiple exams

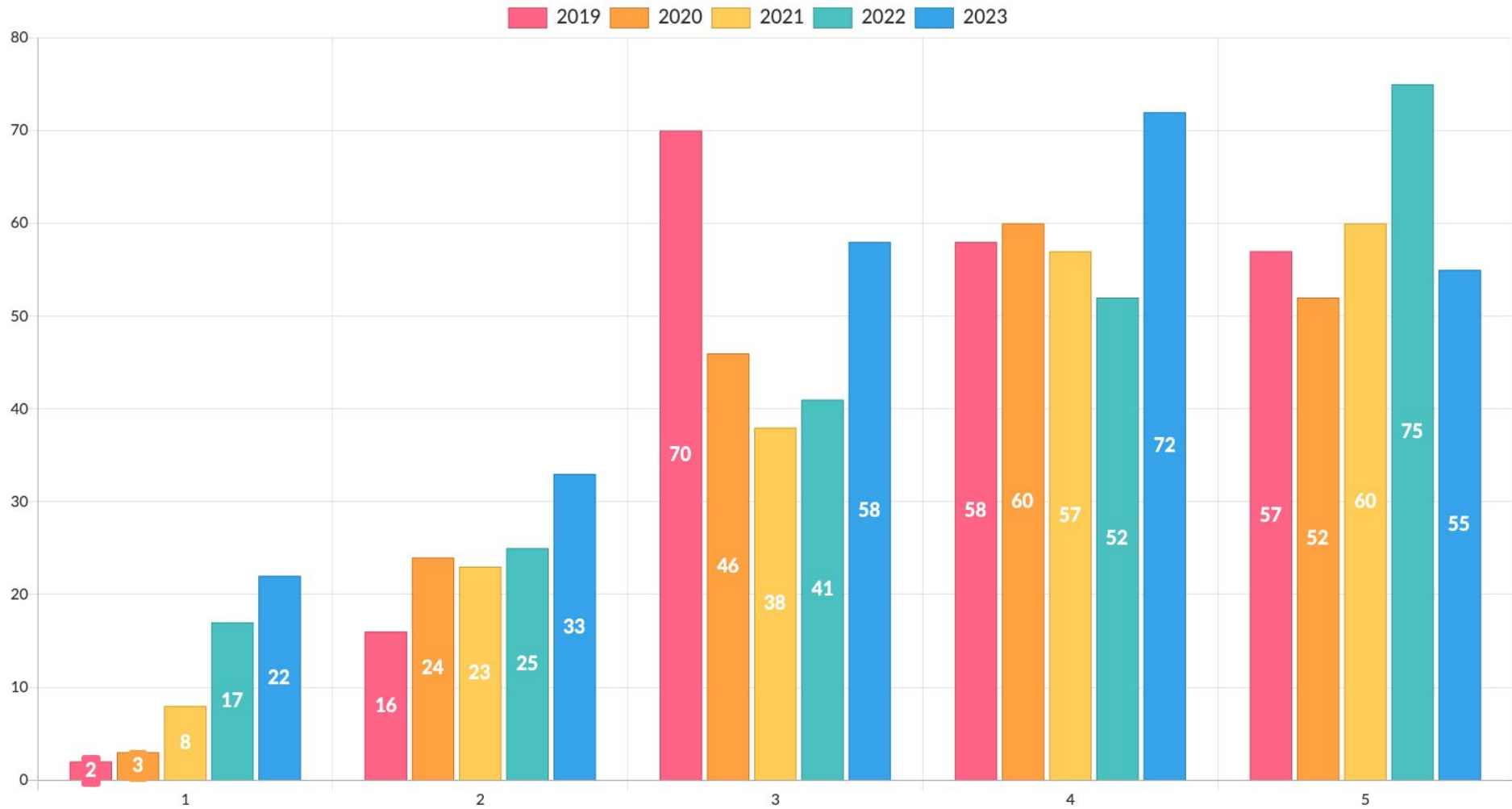
AP Score Level	# of Student exams	% of Student exams
5	55	23%
4	72	30%
3	58	24%
2	33	14%
1	22	9%
≥ 3	185	77%

The number and percentage of exams at each AP Score Level

* Results include students who took multiple exams

AP Score Level	2018		2019		2020		2021		2022		2023	
5	41	23%	57	27%	52	28%	60	32%	75	36%	55	23%
4	71	39%	58	28%	60	32%	57	31%	52	25%	72	30%
3	47	26%	70	34%	46	25%	38	20%	41	20%	58	24%
2	17	9%	16	8%	24	13%	23	12%	25	12%	33	14%
1	6	3%	2	3%	3	2%	8	4%	17	8%	22	9%
≥ 3	159	88%	187	90%	158	85%	155	83%	168	81%	185	77%

Number of Exams at each AP Score Level



* Results include students who took multiple exams

Number & Percentage of students with one or more scores of 3 or higher

Year	# of AP Students with scores ≥ 3	% of AP Students with scores ≥ 3
2023	104	82%
2022	87	81%
2021	83	84%
2020	89	91%
2019	91	90%
2018	87	89%
2017	92	88%
2016	92	94%
2015	88	91%

AP Scholars

- **AP Scholar**

Granted to students who receive grades of 3 or higher on three or more AP Exams.

- **AP Scholar with Honor**

Granted to students who receive an average grade of at least 3.25 on all AP exams taken, **and** grades of 3 or higher on four or more of these exams.

- **AP Scholar with Distinction**

Granted to students who receive an average grade of at least 3.5 on all AP Exams taken, **and** grades of 3 or higher on five or more of these exams.

AP Scholars for last 9 years

	2015	2016	2017	2018	2019	2020	2021	2022	2023
AP Scholars	13	17	10	18	20	13	14	12	21
With Honor	6	9	9	4	8	10	7	9	10
With Distinction	11	16	14	9	12	9	11	13	8
Total AP Scholars	30	42	33	31	42	34	32	34	39

Summary Notes

- ❑ 82% students scored at least a 3 on one AP Exam
 - ❑ 58% of Graduating class scored a 3 or higher on an exam at least once
- ❑ As with last year, 127 exams were scored a 4 or 5
- ❑ AP Statistics and AP Psychology have two sections this year
- ❑ AP Macroeconomics was added last year
- ❑ AP Art History returned this year
- ❑ World Language department has shifted away from AP
- ❑ 22 Students taking an AP course through VHS in 23-24
 - ❑ Including 12 through Federal SAPAO Grant



NWEA MAP Growth Assessments

September 28, 2023



Tonight's Presentation



01 | MAP Growth

02 | Scoring MAP Growth

03 | The Data

04 | Takeaways

map GROWTH

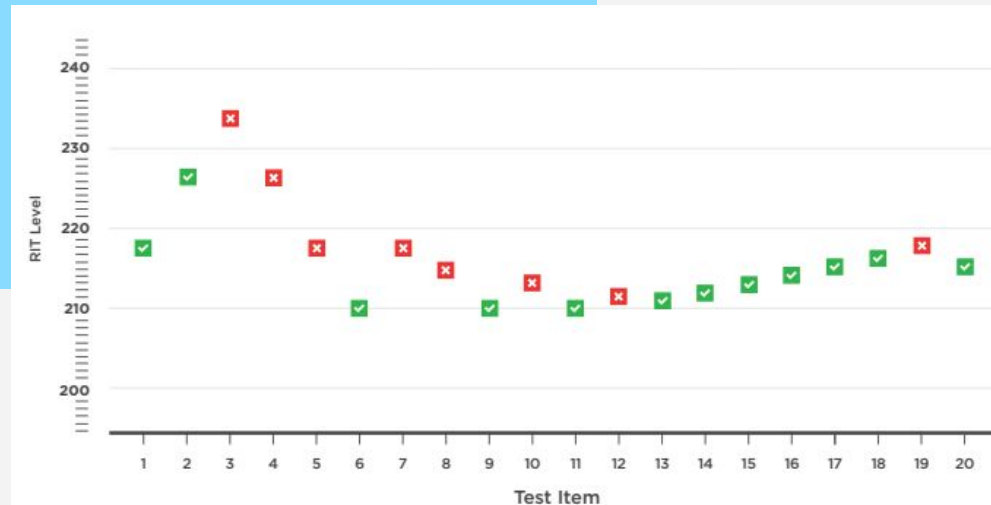


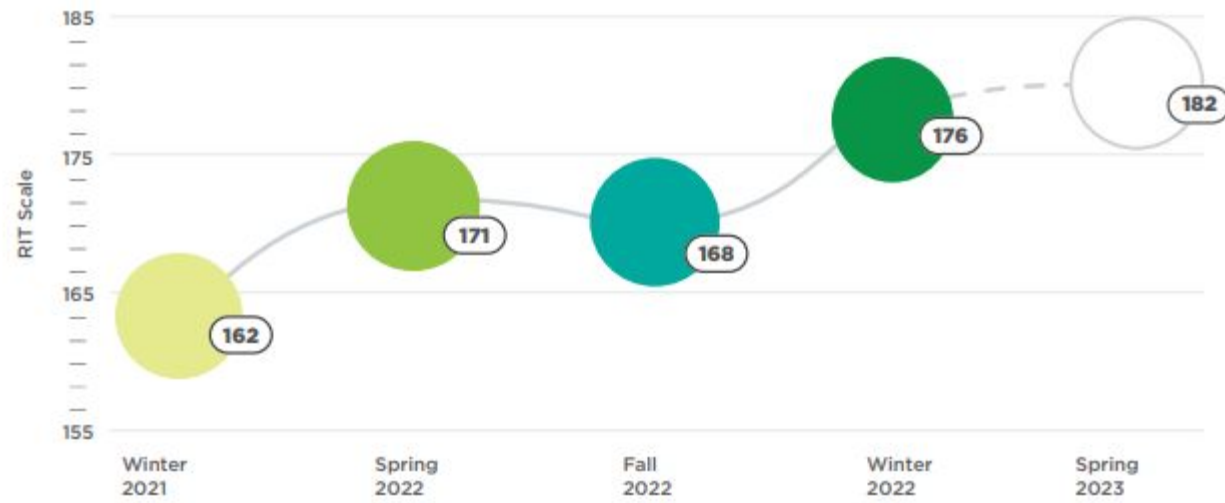
01

MAP Growth

“MAP® Growth™ measures what students know and informs what they’re ready to learn next.”

- Interim Assessment → 3 time a year (fall, winter, spring)
- Adaptive Assessment
- Grade Level Independent
- Aligned to State Learning Standards



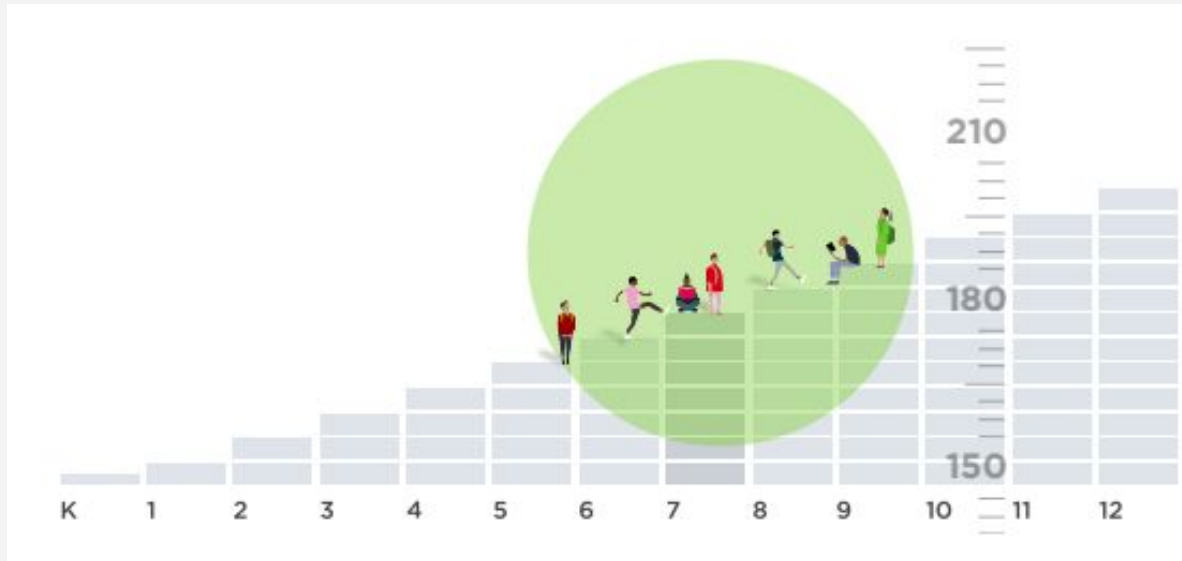


- Provide valid, longitudinal data based on Equal Interval Scale, demonstrating academic growth over time
- Provide real-time data on student mastery and achievement on standards-based content
- Identify instructional level for each student independent of enrolled grade level
- Link to Instruction / Learning Targets / Interventions

02

Scoring MAP Growth

- MAP Growth assessments measure student achievement and growth using the RIT scale.
- The RIT scale is an equal interval scale like feet and inches on a ruler.
- RIT scores range from about 100-300.



2020 National Norms

2020 Reading Student Achievement Norms						
Grade	Fall		Winter		Spring	
	Mean	SD	Mean	SD	Mean	SD
K	136.65	12.22	146.28	11.78	153.09	12.06
1	155.93	12.66	165.85	13.21	171.40	14.19
2	172.35	15.19	181.20	15.05	185.57	15.49
3	186.62	16.65	193.90	16.14	197.12	16.27
4	196.67	16.78	202.50	16.25	204.83	16.31
5	204.48	16.38	209.12	15.88	210.98	15.97
6	210.17	16.46	213.81	15.98	215.36	16.03
7	214.20	16.51	217.09	16.21	218.36	16.38
8	218.01	17.04	220.52	16.69	221.66	16.87
9	218.90	19.02	220.52	18.73	221.40	19.03
10	221.47	17.92	222.91	17.81	223.51	18.20
11	223.53	17.73	224.64	17.80	224.71	18.50
12	223.80	19.32	223.85	21.21	224.33	23.08

2020 Mathematics Student Achievement Norms						
Grade	Fall		Winter		Spring	
	Mean	SD	Mean	SD	Mean	SD
K	139.56	12.45	150.13	11.94	157.11	12.03
1	160.05	12.43	170.18	12.59	176.40	13.18
2	175.04	12.98	184.07	13.01	189.42	13.44
3	188.48	13.45	196.23	13.64	201.08	14.11
4	199.55	14.40	206.05	14.90	210.51	15.56
5	209.13	15.19	214.70	15.88	218.75	16.70
6	214.75	16.12	219.56	16.74	222.88	17.47
7	220.21	17.41	224.04	17.96	226.73	18.60
8	224.92	18.94	228.12	19.33	230.30	19.95
9	226.43	19.83	228.67	20.06	230.03	20.63
10	229.07	20.23	231.21	20.61	232.42	21.25
11	231.72	20.61	233.49	20.91	234.25	21.65
12	233.02	21.60	233.31	23.07	234.19	24.63

03

The Data

Shaker Lane School Student Growth Summary

Grade & Subject	Fall 2020 → Spring 2021 Mean RIT	Observed Growth	Fall 2021 → Spring 2022 Mean RIT	Observed Growth	Fall 2022 → Spring 2023	Observed Growth	2020 National Norm Fall → Spring
Grade 2 Reading	186.0 → 196.7	10.7	184.6 → 195.8	11.2	181.6 → 195	13.4	172.35 → 185.57
Grade 2 Math	186.9 → 198.9	12	187.0 → 200.5	13.5	185.5 → 203.1	17.6	175.04 → 189.42

Russell Street School Student Growth Summary

Grade & Subject	Fall 2020 → Spring 2021 Mean RIT	Observed Growth	Fall 2021 → Spring 2022 Mean RIT	Observed Growth	Fall 2022 → Spring 2023	Observed Growth	2020 National Norm Fall → Spring
Grade 3 Reading	198.5 → 207.9	9.4	200.5 → 208.1	7.6	199.7 → 207.3	7.6	186.62 → 197.12
Grade 3 Math	194.8 → 205.9	11.1	198.2 → 209.9	11.7	196.7 → 210.4	13.7	188.48 → 201.08
Grade 4 Reading	209.8 → 215.3	5.5	209.5 → 214.9	5.4	209.5 → 214.6	5.1	196.67 → 204.83
Grade 4 Math	207.0 → 218.8	11.8	207.7 → 219.4	11.7	208.8 → 218.6	9.8	199.55 → 210.51
Grade 5 Reading	214.5 → 217.6	3.1	216.2 → 218.9	2.7	215.8 → 218.2	2.4	204.48 → 210.98
Grade 5 Math	217.0 → 226.2	9.2	219.8 → 228.3	8.5	218.3 → 223.4	5.1	209.13 → 218.75

Littleton Middle School Student Growth Summary

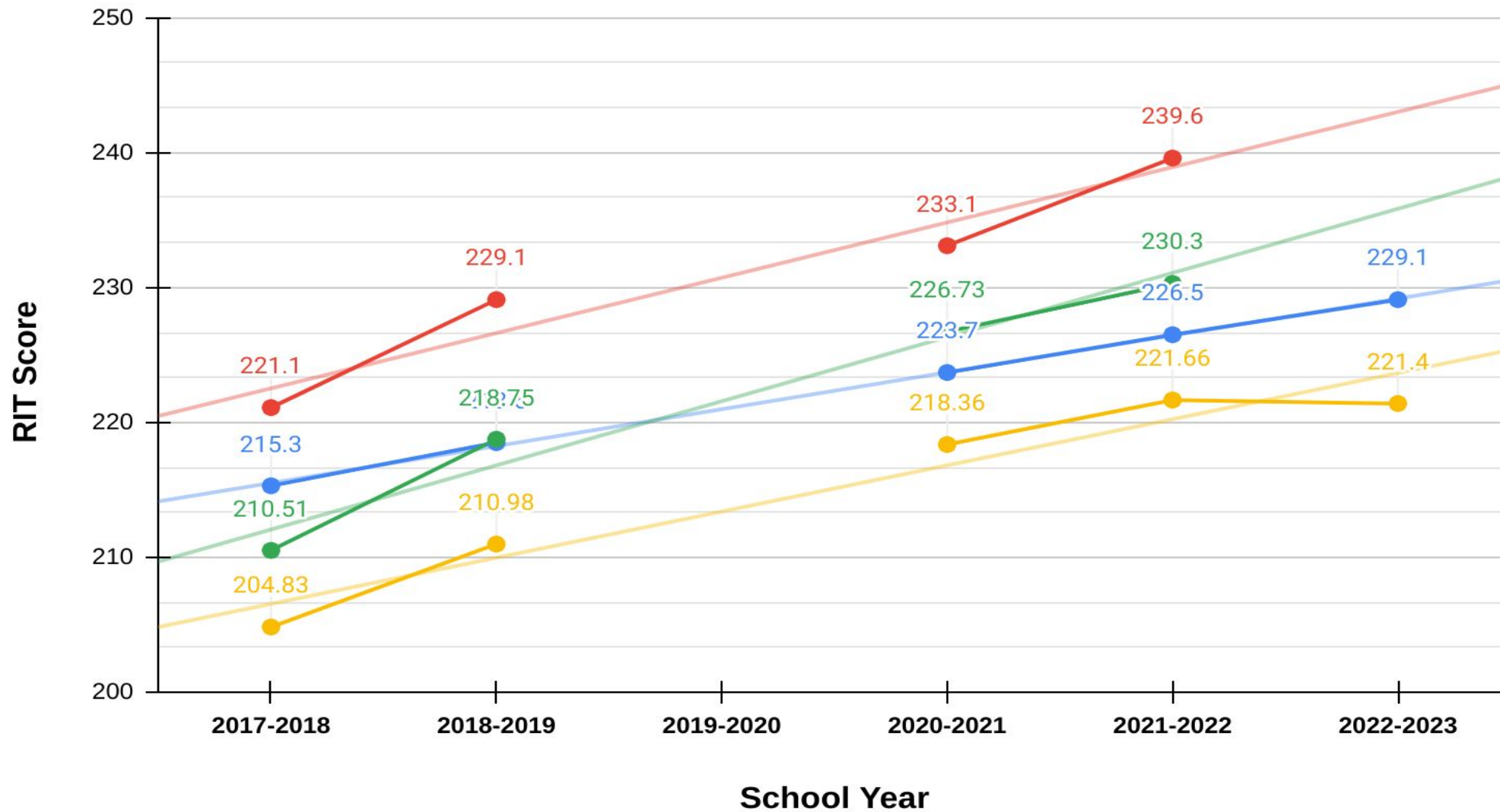
Grade & Subject	Fall 2020 → Spring 2021 Mean RIT	Observed Growth	Fall 2021 → Spring 2022 Mean RIT	Observed Growth	Fall 2022 → Spring 2023	Observed Growth	2020 National Norm Fall → Spring
Grade 6 Reading	221.9 → 223.0	1.1	219.4 → 221	1.6	222.7 → 223.4	0.7	210.17 → 215.36
Grade 6 Math	220.9 → 229.1	8.2	221 → 226.8	5.8	222.9 → 231.1	8.2	214.75 → 222.88
Grade 7 Reading	221.2 → 223.7	2.5	223.2 → 225.1	1.9	223.3 → 225.6	2.3	214.20 → 218.36
Grade 7 Math	227.0 → 233.1	6.1	230.7 → 236.5	5.8	227.8 → 233.9	6.1	220.21 → 226.73
Grade 8 Reading	229.2 → 230.9	1.7	225.2 → 226.5	1.3	227.4 → 228.7	1.3	218.01 → 221.66
Grade 8 Math	234.7 → 240.0	5.3	234.6 → 239.6	5	237.6 → 242.1	4.5	224.92 → 230.30

Littleton High School Student Growth Summary

Grade & Subject	Fall 2020 → Spring 2021 Mean RIT	Observed Growth	Fall 2021 → Spring 2022 Mean RIT	Observed Growth	Fall 2022 → Spring 2023	Observed Growth	2020 National Norm Fall → Spring
Grade 9 Reading	234.5 → 234.3	-0.2	230.8 → 230	-0.8	227.8 → 229.1	1	218.90 → 221.4

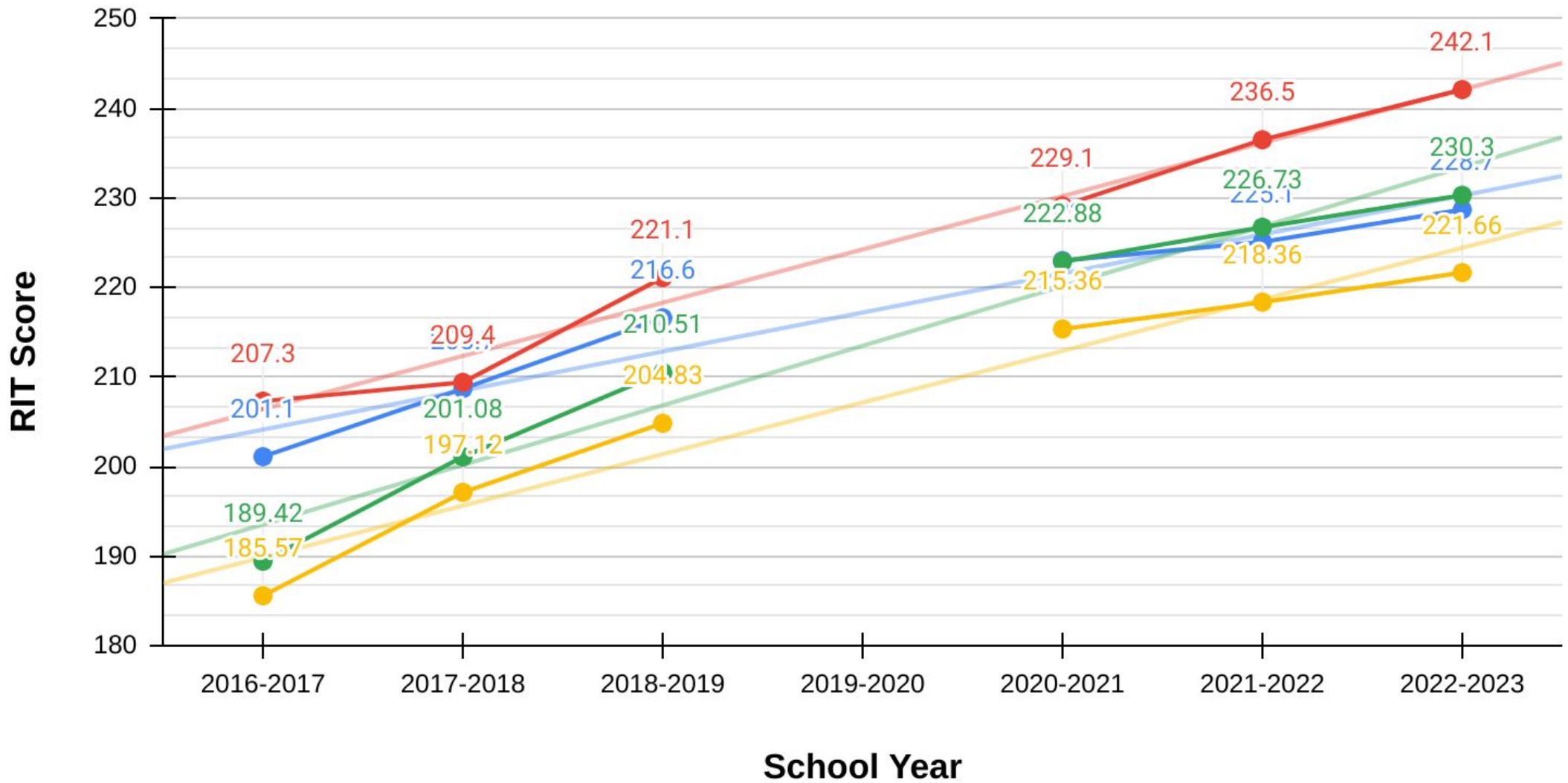
Class of 2026

● Reading ● Math ● National Norm - Reading ● National Norm - Math



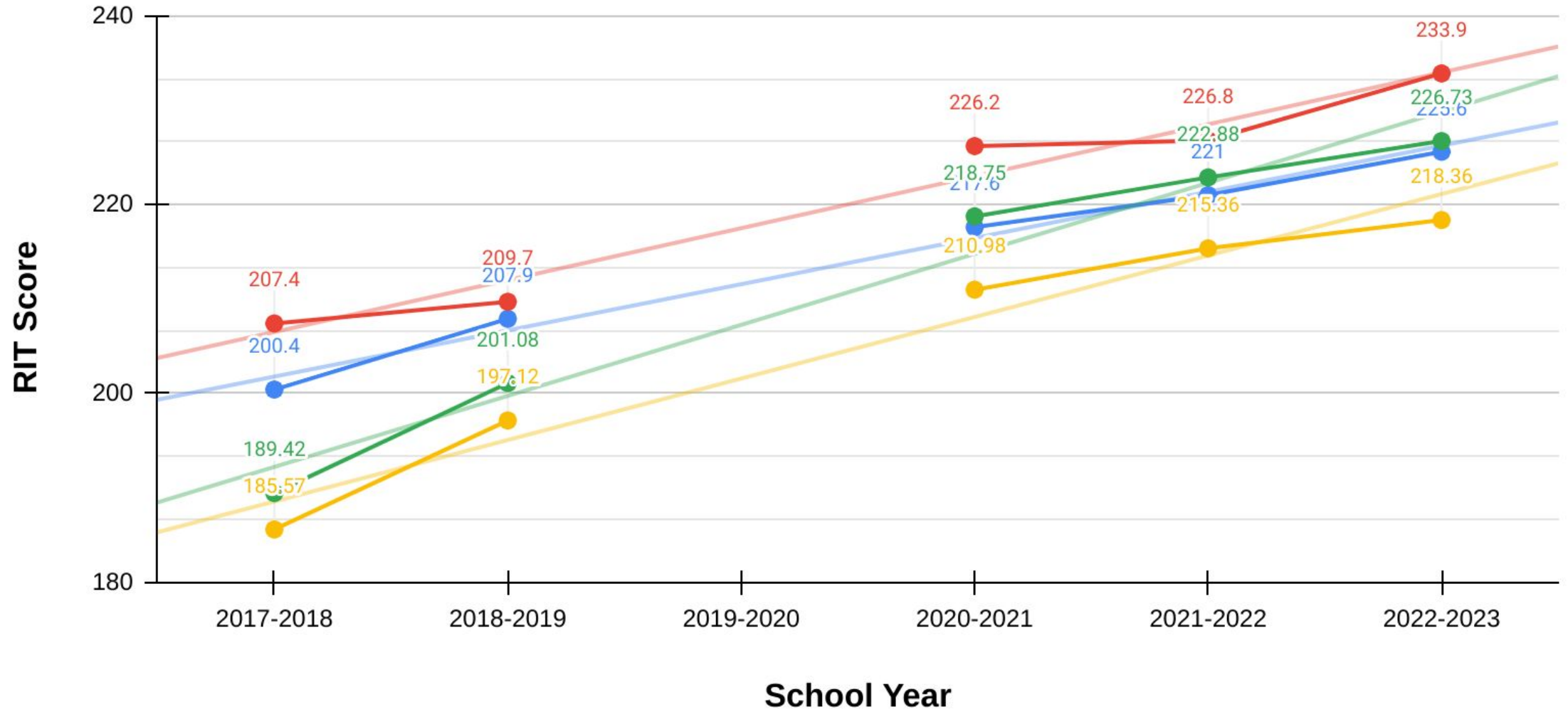
Class of 2027

● Reading ● Math ● National Norm - Reading ● National Norm - Math



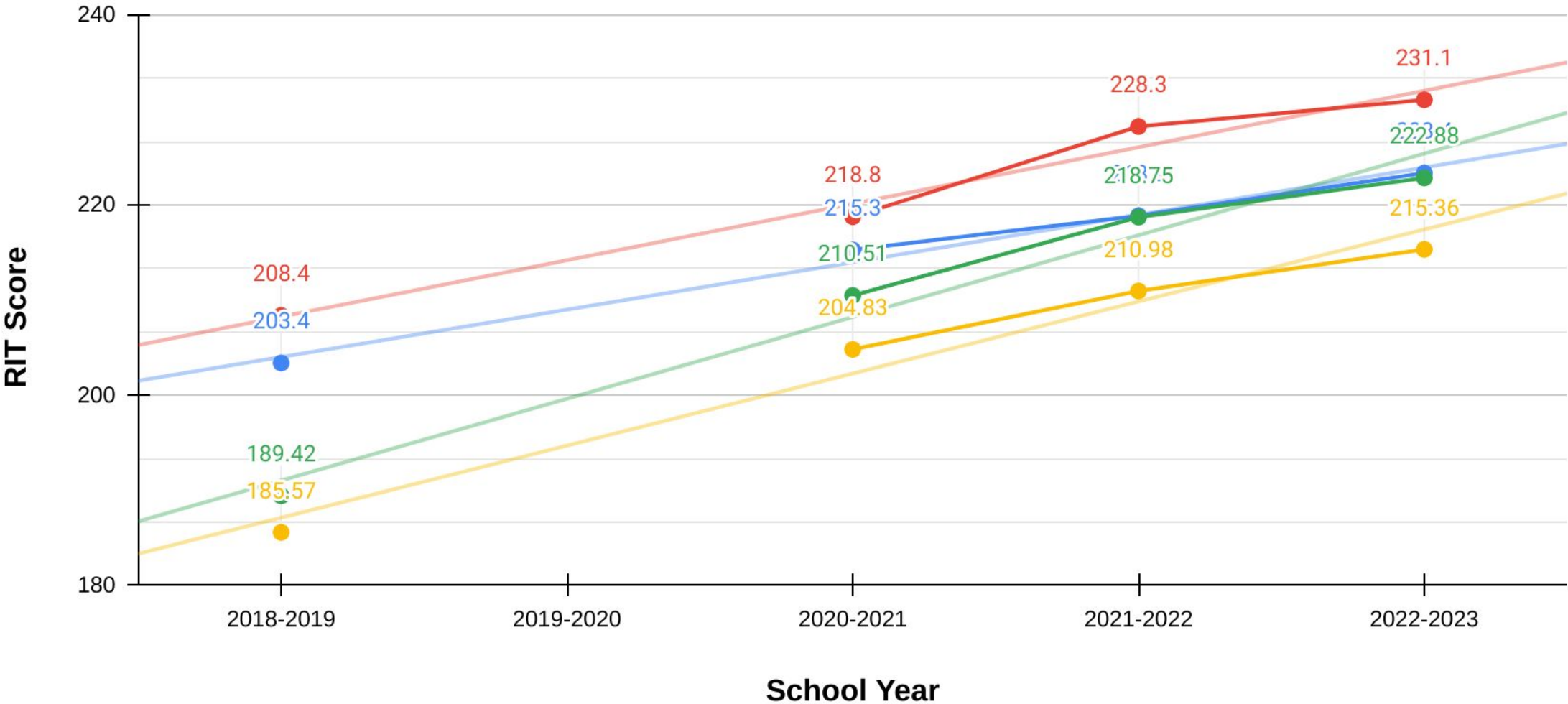
Class of 2028

● Reading ● Math ● National Norm - Reading ● National Norm - Math



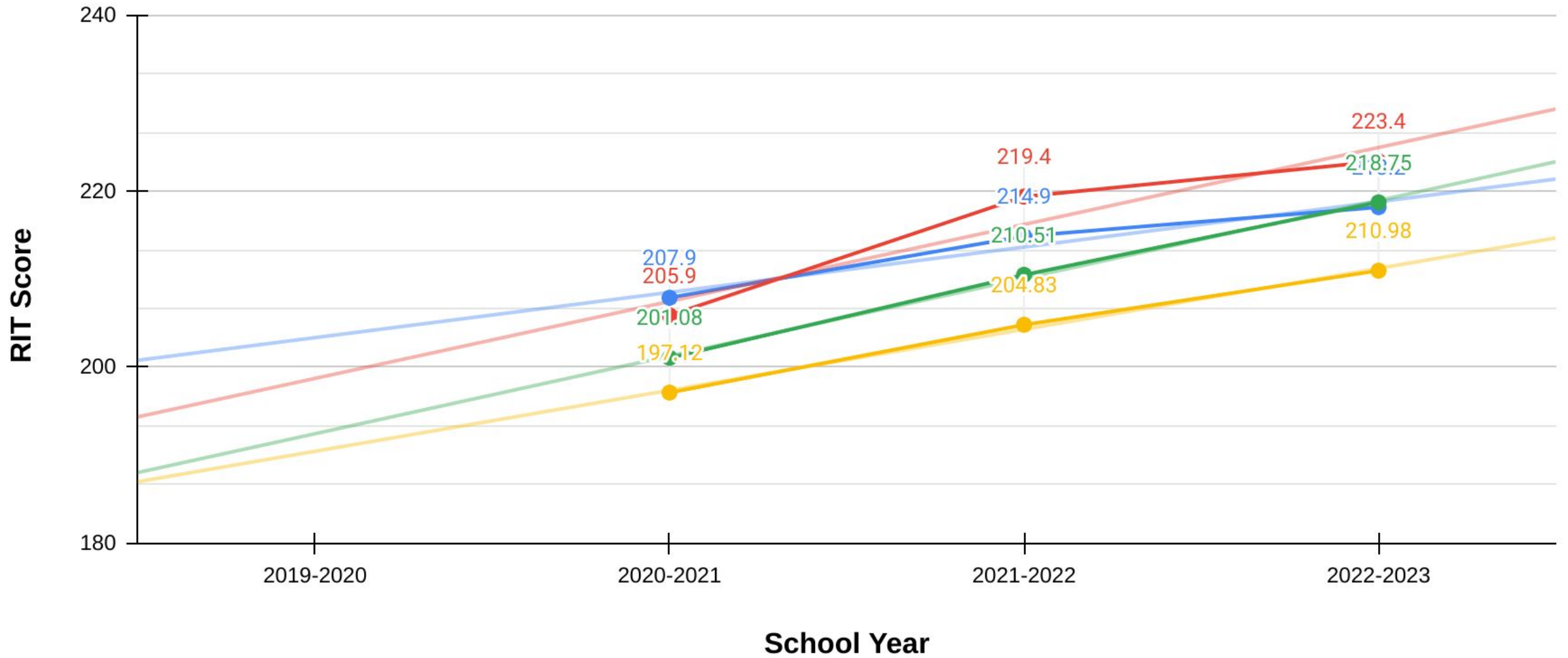
Class of 2029

● Reading ● Math ● National Norm - Reading ● National Norm - Math



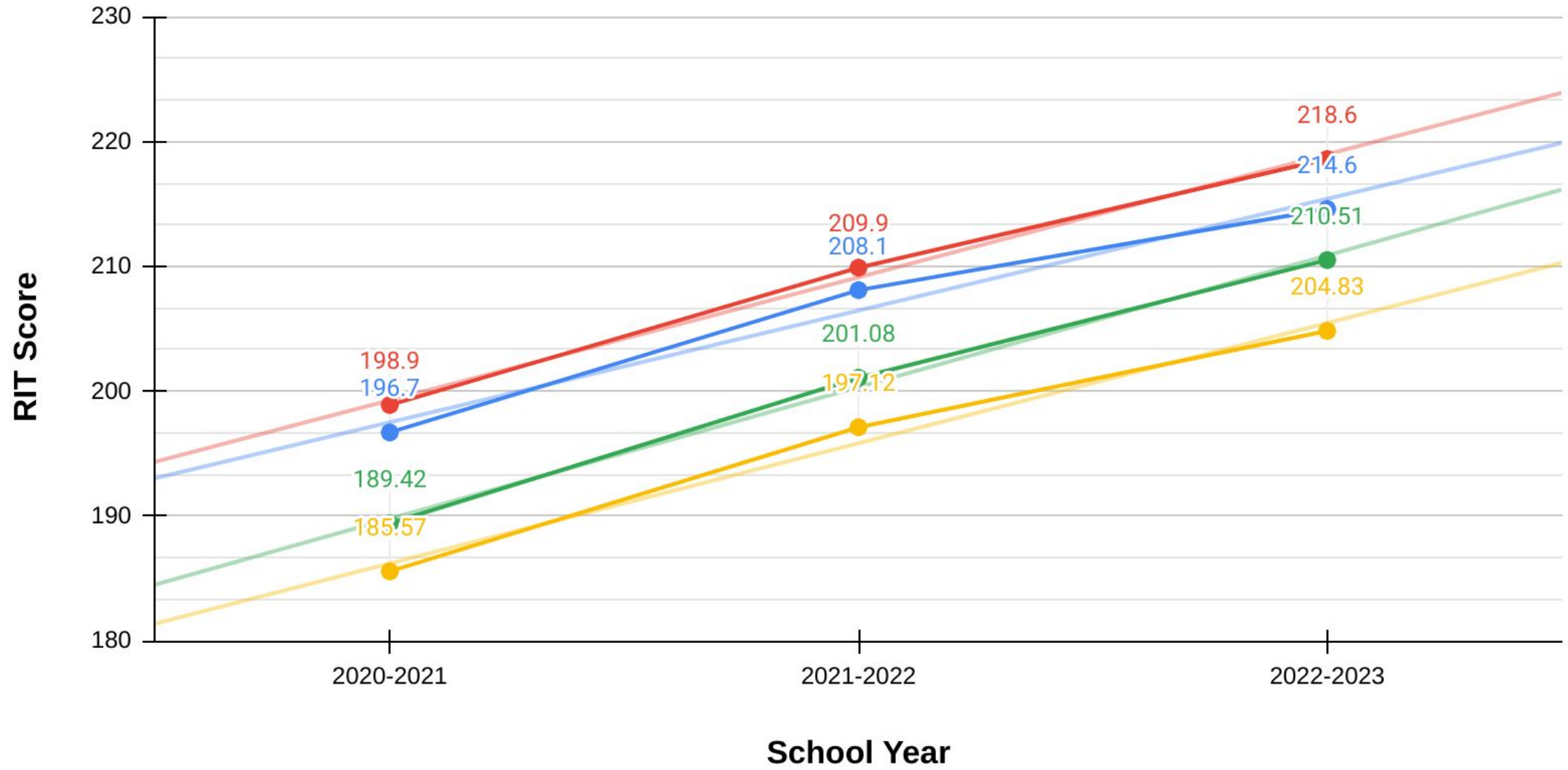
Class of 2030

● Reading ● Math ● National Norm - Reading ● National Norm - Math



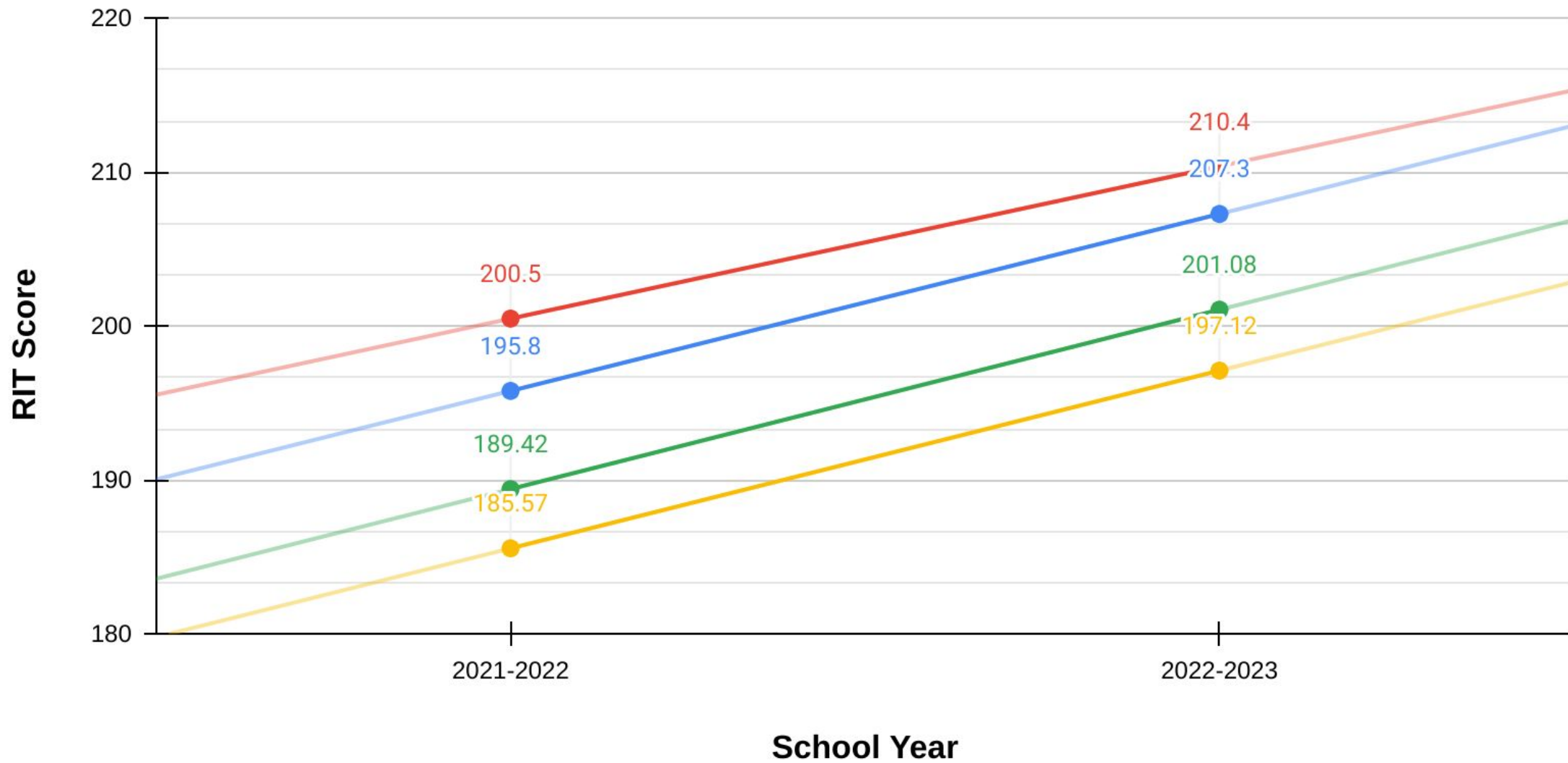
Class of 2031

● Reading ● Math ● National Norm - Reading ● National Norm - Math



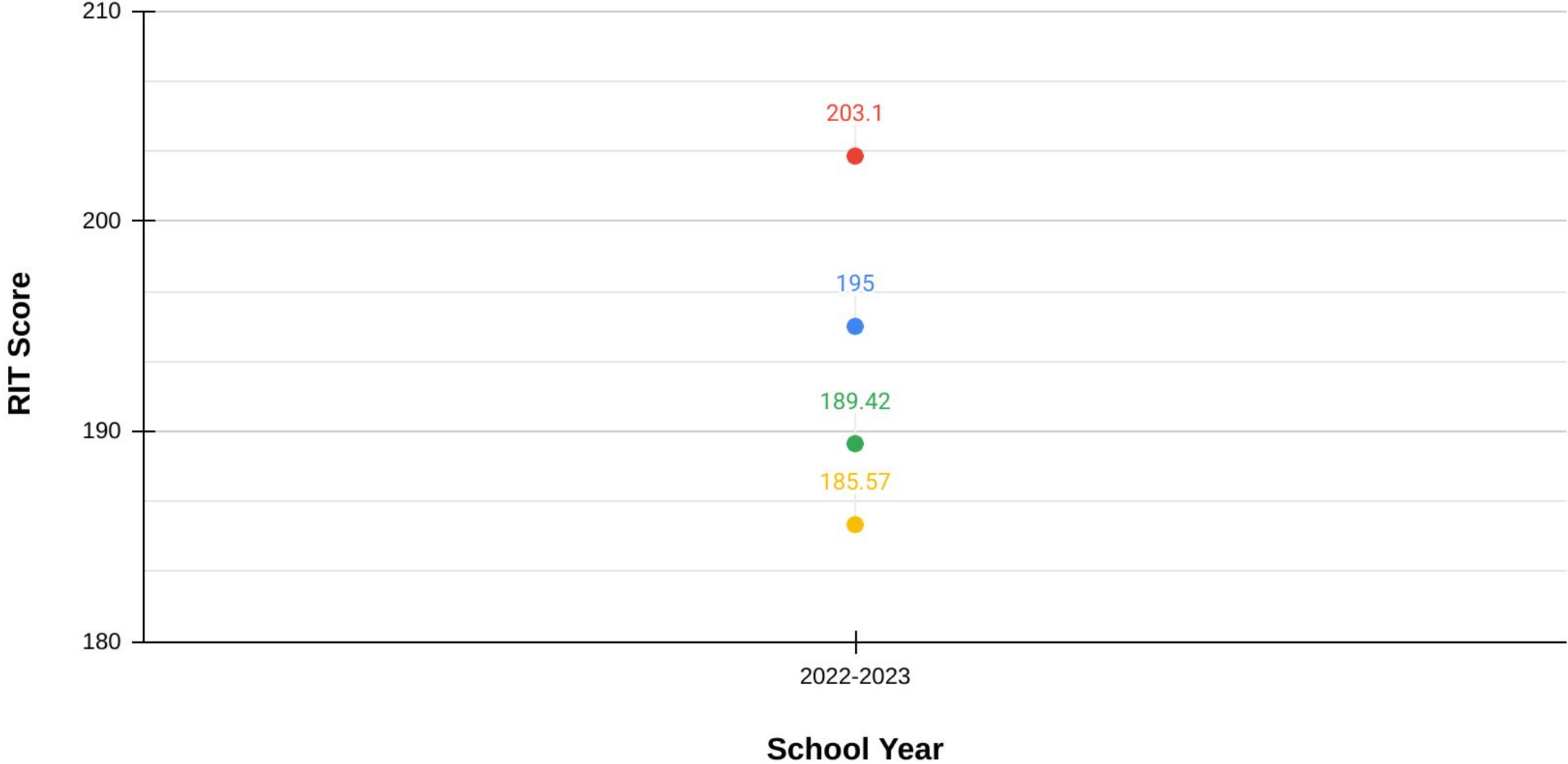
Class of 2032

● Reading ● Math ● National Norm - Reading ● National Norm - Math



Class of 2033

● Reading ● Math ● National Norm - Reading ● National Norm - Math



04 Takeaways

- Consistently above national average in both reading and math
- Demonstrate growth year over year
- Making expected progress
- Math 74% = Students At or Above Grade-Level Mean RIT
Reading 75% = Students At or Above Grade-Level Mean RIT
- Math 93% = LoAvg and above
Reading 93% = LoAvg and above

Lo %ile < 21	LoAvg %ile 21-40	Avg %ile 41-60	HiAvg %ile 61-80	Hi %ile > 80
------------------------	----------------------------	--------------------------	----------------------------	------------------------

Thank you!



Credits

Presentation Template: [SlidesMania](#)

Sample Images: [Unsplash](#)

Fonts used in this presentation: **Nerko One (WordArt)** and Happy Monkey.